

### GoBright Analytics outshines every other traditional analytics tools.

GoBright Analytics offers you real-time insights into workplace performance, occupancy rates, and utilisation. It includes both current live data and long-term historical data, allowing accurate predictions for optimal future office usage. Utilising this data, workplaces can be (re)designed efficiently constantly, benefiting both your employees and your visitors.

Managing the workplace becomes easier with workplace Analytics.



## BASIC

- ✓ Accurate predictions for future office usage;
- ✓ Efficient (re)design of workplaces;
- ✓ Real-time insights into workplace performance & occupancy;
- ✓ Empower users to optimise operations and drive efficiency.
- ✓ Easier workplace management with analytics;
- ✓ Adaptation to agile & flexible environments;
- ✓ Focused insights streamline management;

## ADVANCED

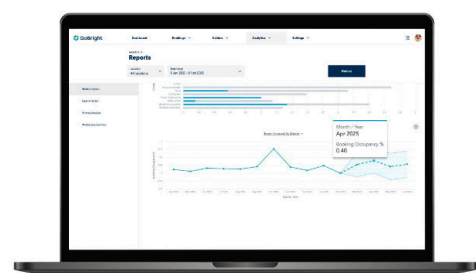
- ✓ Everything the Basic Analytics offers;
- ✓ AI-driven forecasting;
- ✓ Detailed charts and graphs for deeper analysis;
- ✓ Booking Breakdown with accurate data per location;
- ✓ Spend less time filtering, gain more insights.

**In release:** Expect even more detailed insights on: Behaviour, Catering & Service Usage, Visitor Management, Issue Reporting, and much more!

### GoBright Analytics outshines every other traditional analytics tool



### See the future with AI-powered predictions with Advanced Analytics

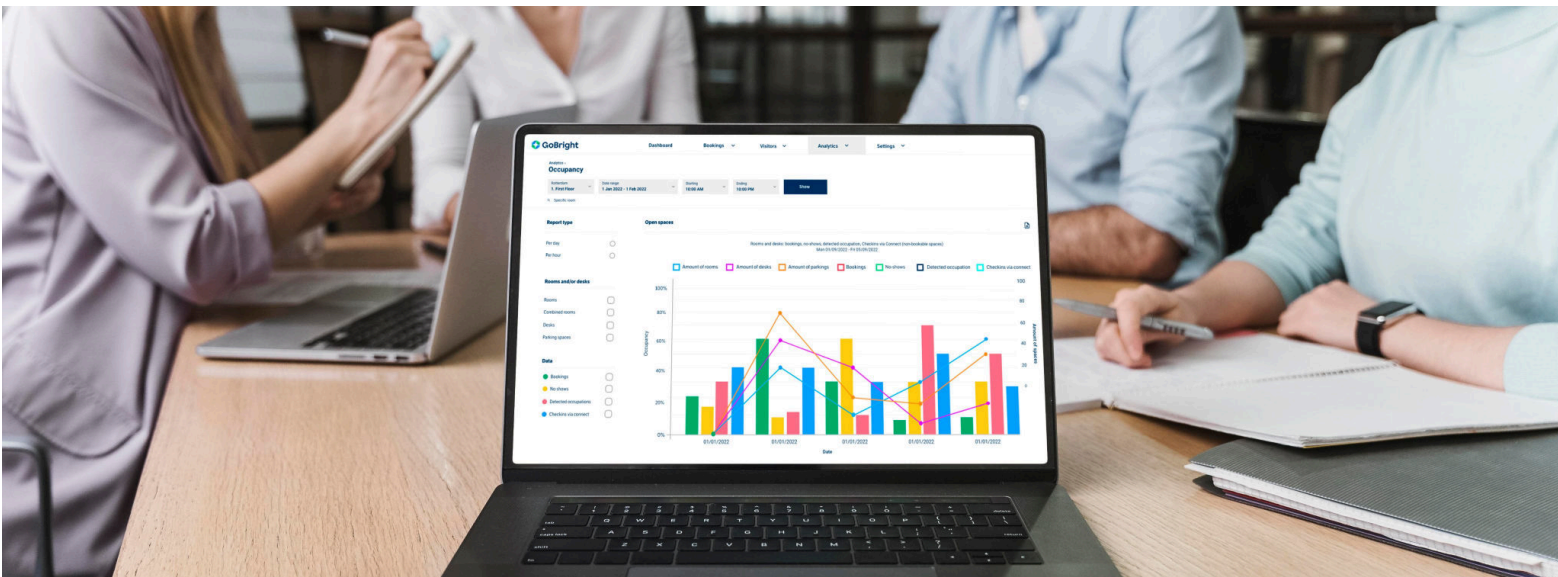


# WHY IS GOBRIGHT ANALYTICS USEFUL?

Where insights meet innovation



- Manage occupancy and reduce no-shows;
- Calculate your return on investment via GoBright Analytics tool;
- Analyse real-time data for insights into peak workdays and workspace preferences, meeting rooms, and behaviour of employees;
- Get insights of Parking Space Booking, Desk Booking and Issue reporting;
- Improve efficiency with actionable strategies based on analytics;
- Optimise productivity and collaboration based on actual office usage and employee behaviour;
- Control workplace changes with GoBright Analytics. It is a continuous process.



# DATA-DRIVEN WORKPLACE

Track workplace utilisation and use data for future office space decisions.

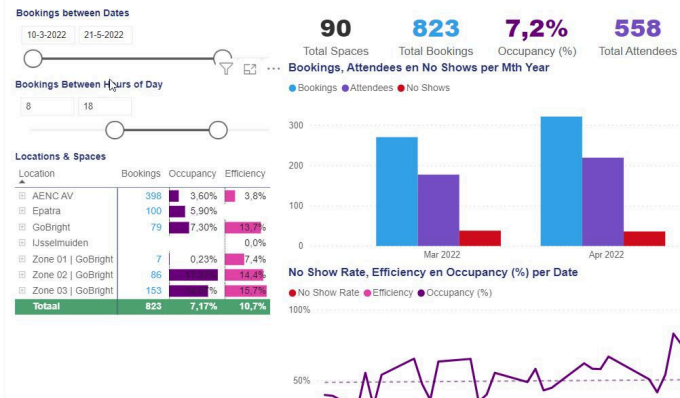


- Every smart office needs smart technology;
- Share user data via GoBright Digital Signage screens so that employees gain insights into their favourite office days;
- Gather information for a better understanding of your workplace.

## Microsoft Power BI integration.

Data from GoBright Analytics can be imported to the Power BI dashboards to create interactive reports and to provide insights. Power BI is specifically designed to import data from other systems. Power BI can be a complex process, requiring expertise to utilise effectively, whereas GoBright Advanced Analytics offers a cost-effective solution in comparison to Power BI. GoBright Analytics is perfect for those unfamiliar with Power BI. Create easily dashboards without any IT skills. Get easy access and pursue the information you require through in-depth analyses. Elevate your workplace experience and be bright.

## Overall Utilisation



More information? Visit: <https://gobright.com/products/gobright-analytics/>